

# INSTALLATION INSTRUCTIONS

Audi A6 Estate


AU-A6-E-A

## COMPONENTS INCLUDED


### SHADES



SIDE WINDOWS X2



PORT WINDOW X2



TAILGATE WINDOW X2

### FIXING CLIPS





X4



X6

SIDE SHADE INSTALLATION







SIDE SHADE INSTALLATION





SIDE SHADE INSTALLATION



PORT SHADE INSTALLATION








PORT SHADE INSTALLATION



TAILGATE SHADE INSTALLATION



TAILGATE SHADE INSTALLATION





TAILGATE SHADE INSTALLATION

