


# INSTALLATION INSTRUCTIONS

Nissan Terrano 2

NIS-TERR-5-A

## COMPONENTS INCLUDED


### SHADES



SIDE WINDOWS X2



PORT WINDOWS X2



TAILGATE WINDOW X2

### FIXING CLIPS



X6



X2



X6





X2


SIDE SHADE INSTALLATION



SIDE SHADE INSTALLATION




SIDE SHADE INSTALLATION




SIDE SHADE INSTALLATION




PORT SHADE INSTALLATION



PORT SHADE INSTALLATION




PORT SHADE INSTALLATION







TAILGATE SHADE INSTALLATION



TAILGATE SHADE INSTALLATION



TAILGATE SHADE INSTALLATION



X2

